2017 ANNUAL GENERAL MEETING

18 October 2017

Important Notices

Forward looking statements

This presentation contains forward looking statements, including statements of current intention, statements of opinion, guidance and predictions as to possible future events. Such statements are not statements of fact and there can be no assurance or certainty of outcome in relation to the matters to which the statements relate. These forward looking statements involve known and unknown risks, uncertainties, assumptions, contingencies and other important factors that could cause the actual outcomes to be materially different from the future events or results expressed or implied by such statements.
Those risks, uncertainties, assumptions, contingencies and other important factors are not all within the control of Origin and cannot be predicted by Origin and include changes in circumstances or events that may cause objectives to change as well as risks, circumstances and events specific to the industry, countries and markets in which Origin and its related bodies corporate, joint ventures and associated undertakings operate. They also include general economic conditions, exchange rates, interest rates, regulatory environments, competitive pressures, selling price, market demand and conditions in the financial markets which may cause objectives to change or may cause outcomes not to be realised.

None of Origin Energy Limited or any of its respective subsidiaries, affiliates and associated companies (or any of their respective officers, employees or agents) (the Relevant Persons) makes any representation, warranty, assurance or guarantee as to the accuracy or completeness of all or part of this presentation, or any constituent or associated presentation, information or material, or the accuracy or likelihood of fulfilment of any forward looking statement (or any outcomes expressed or implied in any forward looking statements), forecast, prospect or return contained in or implied by the information in this presentation or any part of it. The forward looking statements in this report reflect views held only at the date of this presentation.

Statements about past performance are not necessarily indicative of future performance.

Except as required by applicable law or the ASX Listing Rules, the Relevant Persons disclaim any obligation or undertaking to publicly update any forward looking statements, whether as a result of new information or future events or otherwise.

No offer of securities

This presentation does not constitute investment advice, or an inducement or recommendation to acquire or dispose of any securities in Origin, in any jurisdiction.



Chairman's Address

Gordon Cairns

18 October 2017

Our focus is on a cleaner, smarter & customer-centric energy future

PRIORITIES

REDUCING DEBT AND IMPROVING RETURNS



LEADERSHIP IN ENERGY MARKETS



LEADERSHIP IN INTEGRATED GAS



TRANSFORMING CULTURE

We achieved our best ever safety result

Total Recordable Injury Frequency Rate (TRIFR)#

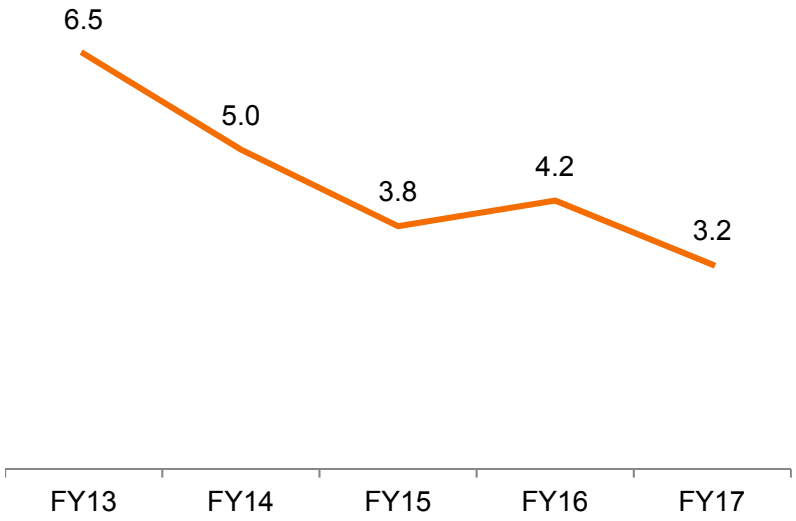



#TRIFR measures the total number of injuries resulting in lost time per million hours worked

Financial returns are improving

- ✓ Reduced debt and improved performance
- ✓ Underlying Return on Capital Employed doubled to 6%
- ✓ Given focus on reducing debt, no dividend paid in 2017

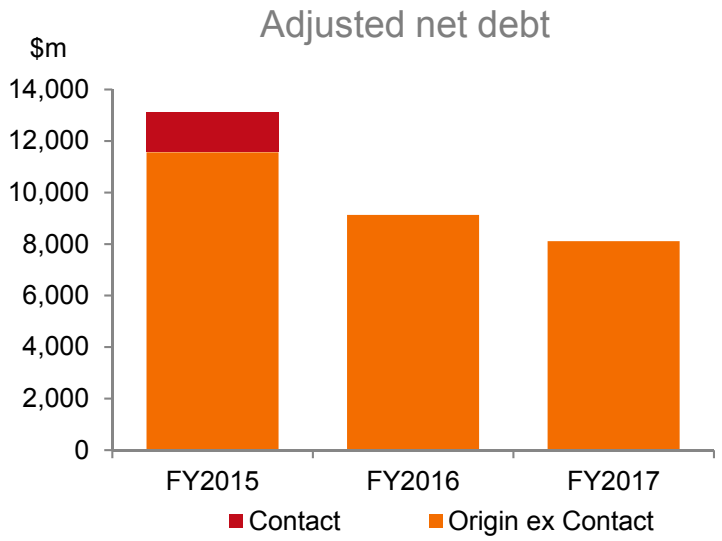

Drivers behind increasing electricity prices

Network charges
41%



Wholesale prices
22%



Retail & other costs
17%



Green energy policies
13%



Retail margin
7%



Source: ACCC (2007/08 – 2016/17)

Forward prices are falling in response to new supply

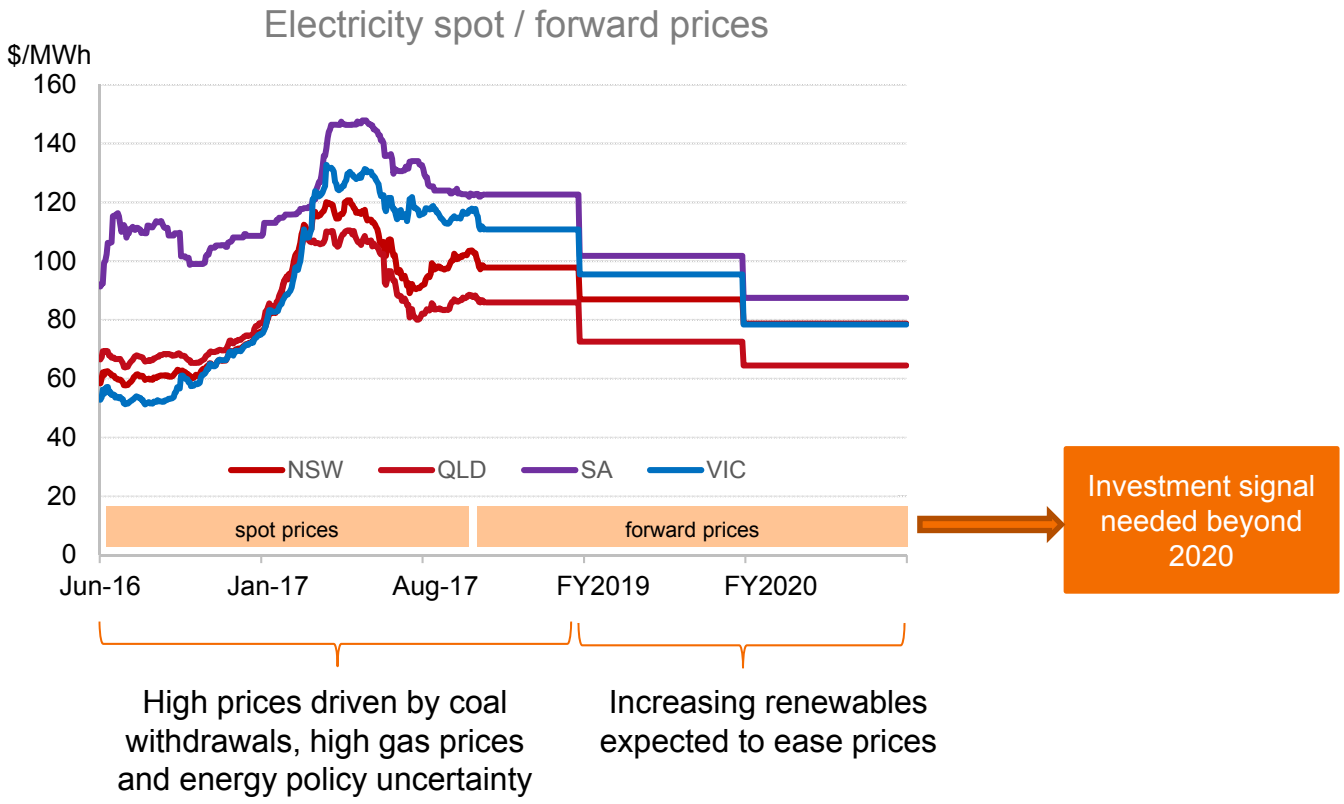

Drivers behind rising gas prices

- Exhausted low cost supply that delivered historically low prices
- Now accessing higher cost resources
- Development restrictions limiting industry's ability to increase supply



Action Origin is taking to increase gas supply

Australia Pacific LNG

- ✓ meets ~20 per cent of annual demand for east coast gas
- ✓ has agreed to supply more gas to the domestic market

Origin

- ✓ actively signing contracts with gas customers
- ✓ working to bring on more supply for 2018



Responding to climate change

- ✓ Support the Paris Climate Accord
- ✓ Support Australia's emissions reduction target of 26 – 28% decrease on 2005 levels by 2030, at a minimum
- ✓ Support a target of net zero emissions from the electricity sector by 2050, or earlier
- ✓ Analysis of carbon reduction scenarios demonstrates Origin positioned to prosper in a carbon constrained world
- ✓ Committed to adopting a company-wide science-based emissions reduction target by December 2017



Five pillars to progressively decarbonise our business



1. Exit coal fuel generation by early 2030s
2. Significantly grow renewables – target 25% of generation mix by 2020, up from 10% today
3. Leverage strong gas position as a firming fuel
4. Empower customers with cleaner, smarter energy solutions
5. Demonstrate leadership in climate change advocacy

Conclusion





CEO’s Address

Frank Calabria

18 October 2017

Delivering on our commitments

- Reduced debt by $1 billion to $8.1 billion
- Sold Lattice Energy – on track for further debt reduction in FY2018
- New leadership team and transitioning our culture
- Simplified business to focus on strengths in Energy Markets and opportunities in unconventional gas
- Recaptured greater financial flexibility providing opportunities to grow

2017 financial highlights

Statutory Loss

$(2,226) million

(126.9) cps

Including impairments of $3,064 million after tax

Underlying EBITDA

$2,530 million

Up $834 million on FY2016

NCOIA

$1,378 million

up $163 million on FY2016

Underlying Profit

$550 million

31.3 cps

Up $185 million on FY2016

Helping customers

- ✓ No price increase for hardship customers
- ✓ Continuing to write to customers before discounts expire with new offers
- ✓ Writing to customers on lapsed discounts and standing offers
- ✓ Support industry-wide comparator rate so customers can easily compare offers



Increasing supply to maintain security and help reduce prices





- ✓ Increasing output at Eraring by 5 – 10% in FY2018
- ✓ Australia's largest fleet of peaking gas-fired power stations providing energy security
- ✓ Committed to 1,200 MW of new renewables since March 2016
- ✓ Targeting renewables to be 25% of generation mix by 2020 – up from 10% today

Increasing gas supply to industrial customers

- ✓ Increased gas sales volumes by 12% in FY2017
- ✓ Signed 760 domestic customer agreements during FY2017
- ✓ Actively working to bring on more gas supply for 2018



Progressing future gas development opportunities

- ✓ Future development options to bring more gas supply to market
- ✓ Targeting FEED on Ironbark during FY2018
- ✓ Material contingent shale gas discovered in Beetaloo Basin in Northern Territory in FY2017
- ✓ Increased interest in the Beetaloo Basin to 70%



Australia Pacific LNG targeting significant cost reduction



- Two-train lenders test completed
- Focus is now on significant cost reduction including:
  - Advanced analytics
  - Optimising operations
  - Well productivity improvements

Technology is transforming energy for customers

COLLABORATING

Partnering with 7 other utilities globally to select and support 12 energy technology startups

Sponsoring startup energy innovation hub in Australia

TECHNOLOGY TRIALS & INVESTMENTS

Demand management for large customers to shift usage to off-peak or cheaper periods

Connected home solution focusing on home monitoring

Energy disaggregation to itemise energy usage in customers' homes

FY2018 guidance reaffirmed

- ✓ Energy Markets FY2018 EBITDA is expected to be in the range of $1.7 - $1.8 billion, provided that market conditions and the regulatory environment do not materially change
- ✓ Origin's share of APLNG production is expected to be 245 - 265 PJ
- ✓ In FY2018, APLNG is expected to be cash flow break-even at US$48/boe (assuming AUD:USD exchange rate of 0.75)
- ✓ Capital expenditure (excluding Lattice Energy) is expected to be $360 - $420 million
- ✓ Adjusted Net Debt is expected to be below $7 billion



Conclusion

2017 AGM Summary of Proxy Voting as at Proxy Close

Resolution	For		Against		Abstain*	Proxy's Discretion	
2. Election of Ms Teresa Engelhard	1,053,577,486	98.53%	5,628,936	0.53%	1,263,257	10,091,174	0.94%
3. Re-election of Ms Maxine Brenner	1,043,610,140	97.59%	15,728,134	1.47%	1,140,795	10,081,784	0.94%
4. Remuneration Report	1,038,726,850	97.20%	20,241,670	1.89%	1,856,013	9,725,320	0.91%
5. Equity grants to Chief Executive Officer & Managing Director Mr Frank Calabria	1,036,451,868	96.92%	23,577,166	2.20%	1,057,708	9,463,111	0.88%
6. Increase in aggregate cap of Non-executive Directors' remuneration	1,032,117,281	96.52%	26,359,513	2.47%	1,280,890	10,767,108	1.01%
7(a). Amendment to the Constitution (Non Board endorsed)	48,525,151	4.67%	962,385,709	92.55%	30,715,390	28,934,603	2.78%
7(b). Contingent Resolution - Climate Risk Disclosure (Non Board endorsed)	143,997,843	13.77%	888,878,918	84.99%	24,669,767	13,014,325	1.24%
7(c). Contingent Resolution - Transition Planning (Non Board endorsed)	36,607,213	3.43%	1,020,759,818	95.55%	2,299,725	10,894,097	1.02%
7(d). Contingent Resolution - Short-Lived Climate Pollutants (Non Board endorsed)	51,682,490	4.84%	1,004,893,173	94.13%	2,946,637	11,038,553	1.03%

** Votes by a person who abstains on an item are not counted in calculating the required majority on a poll*

2017 ANNUAL GENERAL MEETING

18 October 2017