Carrier®

Turn to the Experts.



Carrier Inverter Ducted Air Conditioners

About Carrier Inverter Ducted Air Conditioners

Ducted Air Conditioning consists of an indoor and outdoor unit. The indoor unit is concealed in the roof with ducts around the home distributing the air. The outdoor unit is situated outside of the home.

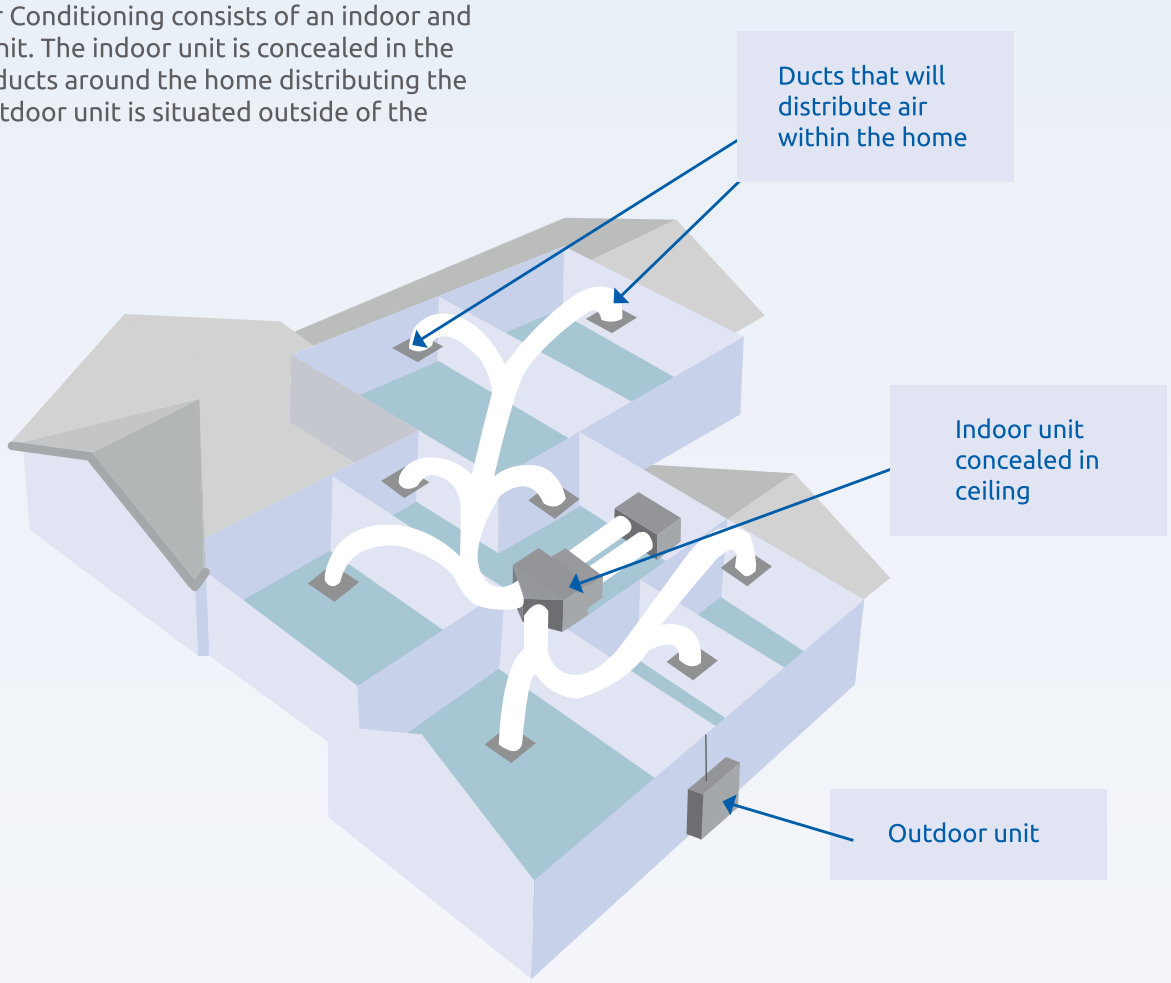

Example of a high static ducted application

Who is Carrier Air Conditioners?

Founded by the inventor of modern air conditioning Willis Carrier, Carrier is one of the world's leaders in high technology heating, air conditioning and refrigeration solutions. Carrier provides sustainable solutions, integrating energy efficient products, building controls and energy services for residential, commercial, retail, transport and food services customers. Carrier improves the world around us through engineered innovation and environmental stewardship. Carrier is also a leading provider to the aerospace and building systems industries.

In 1902, Willis Carrier solved one of mankind's most elusive challenges by controlling the indoor environment through modern air conditioning. His invention enabled countless industries, promoting global productivity, health and personal comfort.



Products





High Static Ducted – SHDV series

High static ducted are ideal for residential applications where ducts will be run to numerous outlets.

- Concealed and flexible installation
- A high static system allows for more ducts to be installed
- Single phase which allows for greater flexibility and minimises installation cost
- Reverse cycle system (heating and cooling)
- DC inverter system, designed to use electricity efficiently and effectively
- Quiet operation
- Easy to install and maintain
- 5 year warranty





Slimline Ducted – SHDS series

A slimline ducted unit will fit most light commercial ceiling spaces making it ideal for apartment, hotel, office and connected bulkhead applications.

- Perfect choice for applications with minimal ceiling space
- Compact in design in order to fit into most ceiling spaces keeping install discreet
- Very effective static pressure for low profile mid static ducted system (160Pa), resulting in better airflows and air distribution
- Reverse cycle system (heating and cooling)
- DC inverter system, designed to use electricity efficiently and effectively
- Quiet operation
- Easy to install and maintain
- 5 year warranty

Controls: features and benefits

FEATURE	BENEFIT
Wired controller	Controller is secured to the wall – never lose the controller again
Weekly schedule timer	Convenient for setting different schedules on weekends and weekdays
Fan speed	3 fan speeds – Low / Med / High including micro settings within each speed
Sleep mode	This function enables the air conditioner to automatically increase (cooling) or decrease (heating) 1°C per hour for the first two hours, then hold steady for the next 5 hours, after that it will switch off. This maintains both energy saving and comfort in night time operation
Set temperature range	Set the minimum and maximum limit for each type of operation including heat and cool to cover variances in weather
Large buttons	For simple and easy operation
Lock function	Locks the controller so the temperature is stable and unable to be changed, maintaining a more constant temperature





Slim Ducted
Product Specifications

SYSTEM			SLIM DUCTED			
INDOOR			42SHDS050	42SHDS070	42SHDS090	42SHDS100
OUTDOOR			38SHDS050	38SHDS070	38SHDS090	38SHDS100
Refrigerant type			R410A	R410A	R410A	R410A
Power supply (Volts-Phase-Hz)			220-240V -/1/50Hz	220-240V -/1/50Hz	220-240V -/1/50Hz	220-240V -/1/50Hz
COOLING	Capacity - rated	kW	4.80	7.10	8.80	9.70
	Capacity - range (min ~ max)	kW	0.80 ~ 6.15	1.20 ~ 8.20	2.10 ~ 10.50	2.95 ~ 12.00
	Efficiency (rated)	EER	3.31	3.43	3.37	3.34
	Power input (rated)	kW	1.45	2.07	2.61	2.90
	Operating current (rated)	A	6.49	10.03	11.61	13.05
HEATING	Capacity - rated	kW	5.55	8.30	10.10	11.00
	Capacity - range (min ~ max)	kW	0.90 ~ 7.00	1.20 ~ 8.65	2.10 ~ 10.80	2.65 ~ 13.20
	Efficiency (rated)	COP	3.30	3.46	3.87	3.75
	Power input (rated)	kW	1.68	2.40	2.61	2.93
	Operating current (rated)	A	7.49	10.34	11.72	13.19
INDOOR UNIT	Dimension (HxWxD)	mm	210x880x674	249x1100x774	249x1360x774	249x1360x774
	Net weight	kg	24	31	40	40
	Airflow volume (H/M/L)	L/s	245/201/158	360/298/234	510/426/314	510/426/314
	Moisture removal (cooling)	L/hr	0.70	0.80	0.96	1.05
	Fan motor output	W	160	160	300	300
	Sound pressure (H/M/L) at 1m distance	dBA	41/39/36	43/41/37	46/43/38	46/43/38
	Cooling usable temperature range	˚C	17~32	17~32	17~32	17~32
	Heating usable temperature range	˚C	0~30	0~30	0~30	0~30
OUTDOOR UNIT	Dimension (HxWxD)	mm	702x845x363	810x946x410	810x946x410	810x946x410
	Net weight	kg	42	61	69	69
	Compressor type	-	rotary	twin rotary	twin rotary	twin rotary
	Fan motor output	W	50	120	120	120
	Operating noise (sound power) (H)	dBA (@ swl)	65	66	69	69
	Cooling usable temperature range	˚C	-10~46	-10~46	-10~46	-10~46
	Heating usable temperature range	˚C	-15~24	-15~24	-15~24	-15~24
PIPE SIZE	Liquid line Ø	(mm)	6.35	9.52	9.52	9.52
	Gas line Ø	(mm)	12.7	15.9	15.9	15.9
	Coupler style	-	flare	flare	flare	flare
	Drain (inside diameter) Ø	mm	20	20	20	20
	Maximum length	m	30	40	40	40
	Chargeless length	m	15	15	15	15
	Maximum height difference	m	20	20	20	20



High Static
Product Specifications

SYSTEM			HIGH STATIC				
INDOOR			42SHDV095	42SHDV105	42SHDV125	42SHDV140	42SHDV165
OUTDOOR			38SHDV095	38SHDV105	38SHDV125	38SHDV140	38SHDV165
Refrigerant type			R410A	R410A	R410A	R410A	R410A
Power supply (Volts-Phase-Hz)			220-240V -/1/50Hz	220-240V -/1/50Hz	220-240V -/1/50Hz	220-240V -/1/50Hz	220-240V -/1/50Hz
COOLING	Capacity - rated	kW	9.50	10.50	12.80	14.30	16.50
	Capacity - range (min ~ max)	kW	2.90 ~ 11.76	3.20 ~ 13.00	3.25 ~ 15.00	4.10 ~ 16.40	5.00 ~ 18.00
	Efficiency (rated)	EER	3.42	3.33	3.35	3.42	3.34
	Power input (rated)	kW	2.78	3.15	3.82	4.18	4.94
	Operating current (rated)	A	12.27	13.88	16.61	18.42	22.23
HEATING	Capacity - rated	kW	10.00	10.35	14.30	16.50	17.50
	Capacity - range (min ~ max)	kW	2.26 ~ 11.24	2.50 ~ 12.42	2.95 ~ 15.50	4.35 ~ 18.10	5.30 ~ 20.00
	Efficiency (rated)	COP	3.70	3.70	3.70	3.73	3.90
	Power input (rated)	kW	2.70	2.80	3.86	4.42	4.49
	Operating current (rated)	A	11.92	12.43	16.87	19.49	20.69
INDOOR UNIT	Dimension (HxWxD)	mm	380x1200x625	380x1200x625	380x1200x625	380x1200x625	440x1400x858
	Net weight	kg	53	53	53	56	74
	Airflow volume (H/M/L)	L/s	792/630/531	792/630/531	890/708/597	890/708/597	1050/847/639
	Moisture removal (cooling)	L/hr	2.90	2.90	2.90	3.17	3.68
	Fan motor output	W	560	560	560	560	700
	Sound pressure (H/M/L) at 1m distance	dBA	50/46/43	50/46/43	50/46/43	50/47/43	53/49/45
	Cooling usable temperature range	˚C	17~32	17~32	17~32	17~32	17~32
	Heating usable temperature range	˚C	0~30	0~30	0~30	0~30	0~30
OUTDOOR UNIT	Dimension (HxWxD)	mm	810x946x410	810x946x410	1333x952x410	1333x952x410	1333x952x410
	Net weight	kg	69	69	98.5	101	101
	Compressor type	-	twin rotary	twin rotary	twin rotary	twin rotary	twin rotary
	Fan motor output	W	120	120	85x2	85x2	85x2
	Operating noise (sound power) (H)	dBA (@ swl)	69	69	69	71	71
	Cooling usable temperature range	˚C	-10~46	-10~46	-10~46	-10~46	-10~46
	Heating usable temperature range	˚C	-15~24	-15~24	-15~24	-15~24	-15~24
PIPE SIZE	Liquid line Ø	(mm)	9.52	9.52	9.52	9.52	9.52
	Gas line Ø	(mm)	15.9	15.9	19	19	19
	Coupler style	-	flare	flare	flare	flare	flare
	Drain (inside diameter) Ø	mm	20	20	20	20	20
	Maximum length	m	40	40	50	50	50
	Chargeless length	m	15	15	15	15	15
	Maximum height difference	m	20	20	25	25	25

AHIC is committed to continuously improving its product to ensure the highest quality and reliability standards, and to meet local regulations and market requirements.

Product specifications in this brochure are only indicative and are subject to change. These are not intended to be used in place of the engineering or installation book

All features and specifications are subject to change without prior notice.

All images provided in this catalogue are used for illustration purposes only.

Cooling and heating capacities mentioned for the products are nominal capacities at standard operation conditions.

Equipment rates in accordance with MEPS 3823.2-2011 E&OE

Part number: 1030-022017
Date: February 2017

MEPS COMPLIANT MINIMUM ENERGY PERFORMANCE STANDARDS

Sales and Service: **13 COOL (13 2665)**
Tenancy 3-4, 15 Corporate Drive,
Heatherton VIC 3202
ABN 37 606 792 456 AU 22499

carrierair.com.au